



Seat heating

📖 Please refer to  and  at the start of the chapter on page 120.








When the vehicle's drive system is activated, the front seats can be electrically heated in three settings.

Heating levels of the seat heating

The seat heating operating conditions are shown in colour in the Infotainment system:

- At the highest temperature setting, all three displays under  or  on the Infotainment system are coloured red.

Operating the seat heating

1. Touch  on the Infotainment system.
2. Touch  or  at the bottom of the screen to switch on the seat heating with the highest temperature setting.
3. Touch  or  repeatedly to adjust the temperature setting.
4. To switch off the seat heating, touch  or  repeatedly until the symbol is coloured grey.

OR: to switch the seat heating on or off, touch the touch sliders under the Infotainment system on the driver or front passenger side with two fingers.

Seat heating switches on and off automatically.

The most recent temperature setting for the driver seat is activated automatically if you activate the vehicle's drive system again within approximately 10 minutes. If the front passenger seat is occupied, the most recent temperature setting for the front passenger seat is also switched on automatically.


If the front passenger leaves the seat when the seat heating is switched on and the vehicle's drive system is activated, the seat heating of the front passenger seat will be switched off automatically. The display in the Infotainment system turns grey after around 2 seconds. If the front passenger returns to

the seat when the vehicle's drive system is still activated, the seat heating of the front passenger seat will be switched on again automatically.

If the seat heating switches off automatically, you can switch on the seat heating again manually if required even if the front passenger seat is not occupied.

When should the seat heating not be switched on?

Do not switch on the seat heating if one of the following conditions applies:

- A person with reduced sensitivity to pain or temperature is sitting on the seat → .
- The seat is not occupied.
- The seat is fitted with a protective cover.
- A child seat is installed on the seat.
- The seat cushion is damp or wet.
- The temperature in the vehicle interior or the outside temperature is above +25°C (77°F).

WARNING

Anyone with reduced sensitivity to pain or temperature due to medication, paralysis or chronic illness (e.g. diabetes) could sustain burns on the back, buttocks and legs when using the seat heating. These burns may take a long time to heal or may never heal fully. Please consult a doctor if you have questions about your own state of health.

- Anyone with reduced sensitivity to pain or temperature should never use the seat heating.

WARNING

Wet seat covers can cause a malfunctions in the seat heating and increase the risk of burns.

- Ensure that the seat cushion is dry before using the seat heating.
- Do not sit on the seat in damp or wet clothing.