


due to system needs. The indicator light turns off when the system is fully functional.




Rear spoiler

Description

The  button is located in the notification center in the center display. The rear spoiler increases driving stability.

The rear spoiler extends automatically at speeds above approximately 55 mph (90 km/h). It will retract automatically when the speed drops below approximately 44 mph (70 km/h).

You can also extend and retract the rear spoiler manually.

- ▶ Extending: press  briefly.
- ▶ Retracting: press and hold  when driving at speeds up to approximately 9 mph (15 km/h). At speeds from approximately 9 mph (15 km/h) to 55 mph (90 km/h), press  briefly.

If you would like to retract the rear spoiler at speeds below 9 mph (15 km/h) and you do not hold the button down long enough, then the retraction process will be canceled. If this happens, extend the spoiler again as described and then retract it.

WARNING



- Make sure that the rear spoiler is extended at speeds above 85 mph (140 km/h). Otherwise, the reduced driving stability will increase the risk of an accident.
- To reduce the risk of injury, make sure there are no people or objects within range of the rear spoiler when extending and retracting it.

Note

- To reduce the risk of damage, do not press on the rear spoiler if pushing the vehicle.
- To reduce the risk of damage, never lean against the rear spoiler or place heavy pressure on it.
- To reduce the risk of damage when extending or retracting the rear spoiler, make sure

the luggage compartment lid is closed and there is nothing in the way of the rear spoiler.

Messages

If the  or  turns on and a corresponding message appears, the rear spoiler may not be able to extend due to a malfunction. This could change the vehicle's driving characteristics at high speeds. Do not drive faster than 85 mph (140 km/h).

The rear spoiler may be blocked. Clean the rear spoiler compartment \Rightarrow *page 267*, close all vehicle doors, the luggage compartment lid, and the hood, and wait several minutes until the vehicle has completely turned off. If the indicator light turns on again the next time the engine/motor starts, drive immediately to an authorized Audi dealer or authorized Audi Service Facility to have the malfunction repaired. The color of the indicator light depends on the vehicle speed.