

Emergency situation assist system Emergency Assist

Usage

The assist systems for emergencies detect inactivity of the driver, which, for example, can be caused by a sudden loss of consciousness. The system then performs measures as safely as possible to decelerate the vehicle to a stop.

Functionality

When the assist system detects inactivity on the part of the driver

- ▶ An acoustic warning signal sounds and a message appears in the instrument cluster display.
- ▶ If, after repeated warnings, the driver does not take over the steering, the hazard warning lights are switched on and the vehicle automatically brakes.
- ▶ After the vehicle has come to a standstill, the parking brake is switched on. Depending on the equipment, an emergency call can be initiated.

Interruption of automatic braking

- ▶ By pressing the brake or accelerator pedal
- ▶ By actively steering

Operating conditions

- ✓ Assist system for emergency situations is activated.
- ✓ Lane Assist is activated and the boundary lines of the traffic lane are recognised.

Settings

Automatic activation

The Assistant is automatically activated when the ignition is switched on.

Activation/deactivation

In the Infotainment system, in the menu  ›  › .


Automatic recuperation assistant Eco Assist

Usage



Eco Assist supports an economical driving style with the help of instructions in the display of the instrument cluster.

Functionality

When the system detects that it is possible to drive more economically, the following information is shown in the display of the instrument cluster:

- ▶ Symbol for an approaching event. These include e.g. a speed limit, a crossing etc.
- ▶  - Recommendation to release the accelerator pedal

After releasing the accelerator pedal, the vehicle adapts the driving speed and recuperation to the current situation.

Pressing the rocker switch  or  on the steering wheel temporarily activates the manual selection of the recuperation level. Automatic recuperation is activated again by pressing the accelerator pedal » [page 158](#).

The system uses the following sources to evaluate the situation:

- ▶ Navigation data
- ▶ Traffic Sign Recognition
- ▶ Sensors, radars and cameras

Function restriction

The function cannot be used in the following cases:

- ▶ If the automatic distance control (ACC) is activated
- ▶ If the cruise control system is activated
- ▶ If Sport driving mode is selected

Settings

Activation/deactivation

In the Infotainment system, in the menu  >  > .

Park Assist systems

Park Pilot parking aid

Functionality

If an obstacle is detected, the Infotainment will display a visible message and an audible signal will sound.

The interval between the signals becomes shorter as the clearance is reduced. At a distance of less than 30 cm from the obstacle, a continuous tone sounds.

If the driver does not respond to the warning, the system triggers automatic emergency braking at speeds below 8 km/h in order to reduce the impact.

Automatic braking can be activated and deactivated in the infotainment.

Display

The recorded areas vary according to the equipment.

